

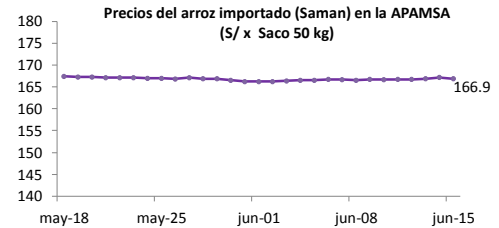
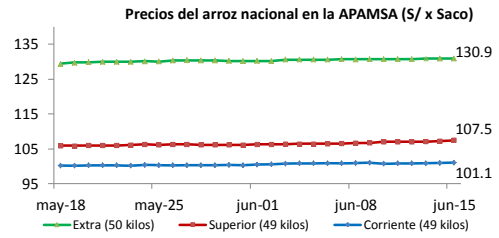
Lima 15 de junio del 2016

I ASOCIACIÓN DE PRODUCTORES AGRICOLAS MERCADO DE SANTA ANITA (APAMSA) 3/ - LIMA

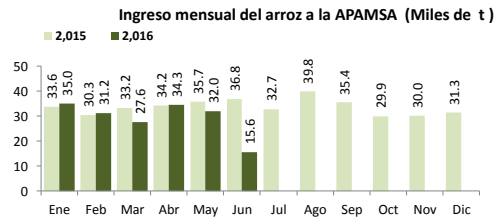
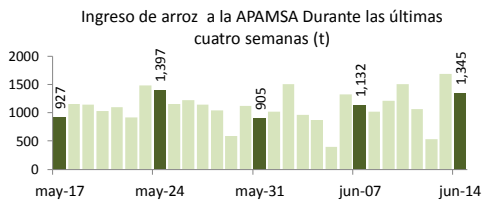
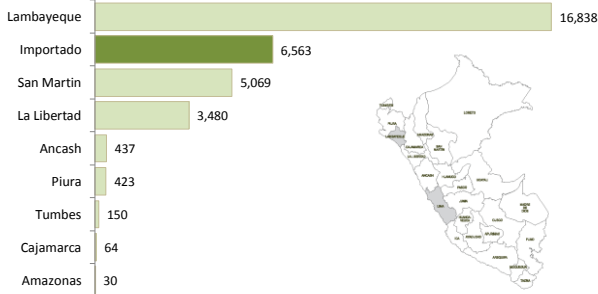


Precios del arroz según calidad (\$/ por Unidad de medida)

| | Precio Promedio Ult. 7 días | PRECIOS | | | Var. (%) |
|---------------------------|-----------------------------|---------|--------|--------|----------|
| | | lun-13 | mar-14 | mié-15 | |
| Arroz nacional | | | | | |
| Corriente (49 kilos) | 100.9 | 100.9 | 101.0 | 101.1 | 0.1% |
| Superior (49 kilos) | 107.0 | 107.1 | 107.3 | 107.5 | 0.2% |
| Sup.Despuntado (49 kilos) | 118.8 | 118.9 | 118.9 | 118.9 | 0.0% |
| Extra (50 kilos) | 130.8 | 130.9 | 131.0 | 130.9 | 0.0% |
| Arroz de Uruguay | | | | | |
| Saman (50 kilos) | 166.8 | 166.9 | 167.2 | 166.9 | -0.2% |



Ingreso de arroz a la APAMSA, según procedencia, últimos 30 días (t)



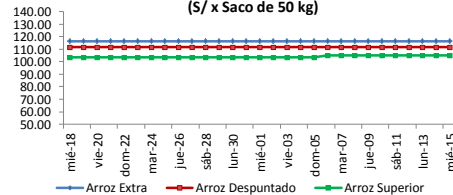
II PRECIOS DEL ARROZ EN LA REGION LAMBAYEQUE

PRECIO DEL ARROZ EN EL MERCADO DE MOSHOQUEQUE

| | Últimos 7 días | | PRECIOS | | | |
|--------------------------------|----------------|---------------|-----------|--------|--------------|--------|
| | Precio Máximo | Precio Mínimo | martes-14 | | miércoles-15 | |
| | | | Mínimo | Máximo | Mínimo | Máximo |
| Arroz nor oriental | | | | | | |
| Extra (50 kilos) | 118.0 | 115.0 | 115.0 | 118.0 | 115.0 | 118.0 |
| Despuntado (50 kilos) | 113.0 | 110.0 | 110.0 | 113.0 | 110.0 | 113.0 |
| Superior (50 kilos) | 106.0 | 104.0 | 104.0 | 106.0 | 104.0 | 106.0 |
| Arroz criollo o norteño | | | | | | |
| Extra (50 kilos) | 130.0 | 125.0 | 125.0 | 130.0 | 125.0 | 130.0 |
| Despuntado (50 kilos) | 122.0 | 120.0 | 120.0 | 122.0 | 120.0 | 122.0 |
| Superior (50 kilos) | 118.0 | 115.0 | 115.0 | 118.0 | 115.0 | 118.0 |



Moshoqueque: Precios del arroz nor oriental (\$/ x Saco de 50 kg)

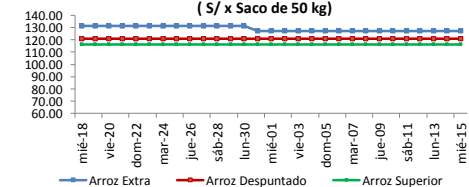


| | Precio Promedio Ult. 7 días | PRECIOS | | | Variación (%) |
|-------------------------------|-----------------------------|---------|--------|--------|---------------|
| | | lun-13 | mar-14 | mié-15 | |
| De origen nor oriental | | | | | |
| Extra (50 kilos) | 116.5 | 116.5 | 116.5 | 116.5 | 0.0% |
| Despuntado (50 kilos) | 111.5 | 111.5 | 111.5 | 111.5 | 0.0% |
| Superior (50 kilos) | 105.0 | 105.0 | 105.0 | 105.0 | 0.0% |
| Criollo o norteño | | | | | |
| Extra (50 kilos) | 127.5 | 127.5 | 127.5 | 127.5 | 0.0% |
| Despuntado (50 kilos) | 121.0 | 121.0 | 121.0 | 121.0 | 0.0% |
| Superior (50 kilos) | 116.5 | 116.5 | 116.5 | 116.5 | 0.0% |

PRECIO DEL ARROZ EN MOLINOS

| | Últimos 7 días | | PRECIOS | | | |
|--------------------------------|----------------|---------------|-----------|--------|--------------|--------|
| | Precio Máximo | Precio Mínimo | martes-14 | | miércoles-15 | |
| | | | Mínimo | Máximo | Mínimo | Máximo |
| Arroz nor oriental | | | | | | |
| Extra (50 kilos) | 110.0 | 108.0 | 108.0 | 110.0 | 108.0 | 110.0 |
| Despuntado (50 kilos) | 106.0 | 104.0 | 104.0 | 106.0 | 104.0 | 106.0 |
| Superior (50 kilos) | 102.0 | 100.0 | 100.0 | 102.0 | 100.0 | 102.0 |
| Arroz criollo o norteño | | | | | | |
| Extra (50 kilos) | 120.0 | 117.0 | 117.0 | 120.0 | 117.0 | 120.0 |
| Despuntado (50 kilos) | 114.0 | 112.0 | 112.0 | 114.0 | 112.0 | 114.0 |
| Superior (50 kilos) | 110.0 | 108.0 | 108.0 | 110.0 | 108.0 | 110.0 |

Moshoqueque: Precios del arroz criollo (\$/ x Saco de 50 kg)



III PRECIOS REFERENCIALES DE ARROZ EN PRINCIPALES ZONAS PRODUCTORAS DEL PAIS

| | PILADO EN MOLINO (Soles) | | | | | |
|----------------------|--------------------------|-------|----------------|-------|----------------|-------|
| | Extra | | Despuntado | | Superior | |
| | Mín | Máx | Mín | Máx | Mín | Máx |
| LAMBAYEQUE | Saco de 50 kg. | | Saco de 50 kg. | | Saco de 50 kg. | |
| Nor Oriental | 108.0 | 110.0 | 104.0 | 106.0 | 100.0 | 102.0 |
| Norteño (Lambayeque) | 117.0 | 120.0 | 112.0 | 114.0 | 108.0 | 110.0 |

| | PILADO EN MOLINO (Soles) | | | | | |
|-------------------|--------------------------|-------|----------------|-------|----------------|-------|
| | Extra | | Superior | | Corriente | |
| | Mín | Máx | Mín | Máx | Mín | Máx |
| SAN MARTIN | Saco de 50 kg. | | Saco de 50 kg. | | Saco de 50 kg. | |
| Rioja | 104.0 | 112.0 | 90.0 | 96.0 | 80.0 | 85.0 |
| Moyobamba | ... | ... | 94.0 | 97.0 | 88.0 | 90.0 |
| Bellavista | ... | ... | 102.0 | 110.0 | 90.0 | 100.0 |
| Tocache | 100.0 | 110.0 | 95.0 | 100.0 | 85.0 | 90.0 |
| San Martín | 112.0 | 114.0 | 105.0 | 110.0 | 80.0 | 83.0 |
| Picota | ... | ... | 90.0 | 95.0 | 83.0 | 88.0 |

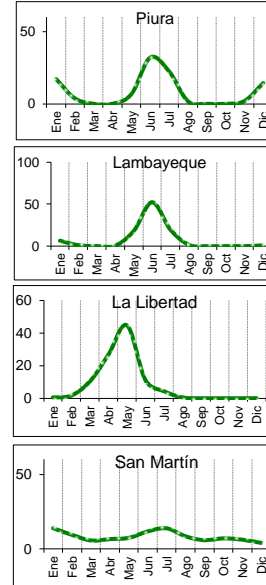
| | Saco de 50 kg. | | Saco de 50 kg. | | Saco de 50 kg. | |
|--------------------------|----------------|-----|----------------|-----|----------------|-----|
| | Mín | Máx | Mín | Máx | Mín | Máx |
| CAJAMARCA | Saco de 50 kg. | | Saco de 50 kg. | | Saco de 50 kg. | |
| Jaen (Variedad Moro) | ... | ... | ... | ... | ... | ... |
| Jaen (Variedad Capirona) | ... | ... | ... | ... | ... | ... |

| | kilogramo | | kilogramo | | Saco de 50 kgg | |
|---------------|-----------|-----|-----------|-----|----------------|-----|
| | Mín | Máx | Mín | Máx | Mín | Máx |
| TUMBES | kilogramo | | kilogramo | | Saco de 50 kgg | |
| Tumbes | ... | ... | ... | ... | ... | ... |

| | Saco de 50 kg. | | Saco de 49 kg. | | Saco de 49 kg. | |
|----------------------|----------------|-----|----------------|-----|----------------|-----|
| | Mín | Máx | Mín | Máx | Mín | Máx |
| LA LIBERTAD | Saco de 50 kg. | | Saco de 49 kg. | | Saco de 49 kg. | |
| Chepen | ... | ... | ... | ... | ... | ... |
| Pacasmayo /Guadalupe | ... | ... | ... | ... | ... | ... |
| Gran Chimú | ... | ... | ... | ... | ... | ... |

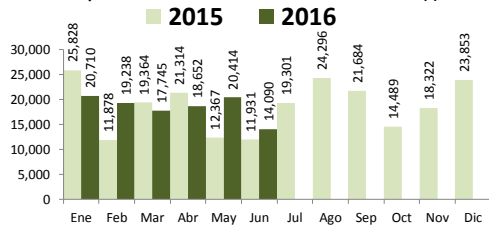
... Sin información

Calendario de Cosechas (%)



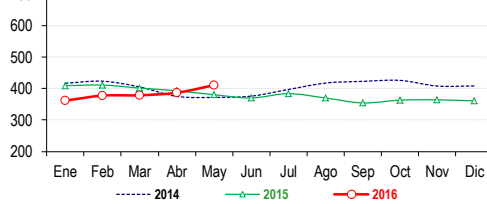
IV COMERCIO INTERNACIONAL

Importación mensual de Arroz. P.A.: 1006300000 (t) 2/



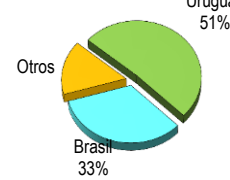
* La información de importaciones es preliminar, puede ser reajustada

Precios internacionales del arroz (Arroz elaborado 15% grano partido FOB, Bangkok, Tailandia) 1/



Participación de la importación de arroz según origen

Periodo: Enero - Junio, 2016



Precios internac. del arroz (Arroz elaborado, 15% grano partido FOB, Bangkok, Tailandia) US\$ / t

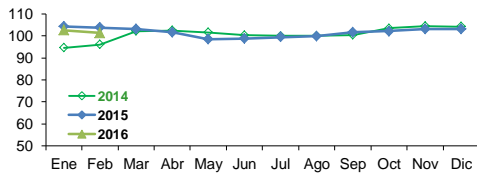
| | 2012 | 2013 | 2014 | 2015 | 2016 |
|------------|-------|-------|-------|-------|-------|
| Enero | 556.5 | 584.4 | 416.5 | 408.8 | 361.4 |
| Febrero | 540.6 | 592.0 | 423.0 | 410.8 | 377.3 |
| Marzo | 548.3 | 583.0 | 404.7 | 401.1 | 378.4 |
| Abril | 551.0 | 566.8 | 374.7 | 392.4 | 386.4 |
| Mayo | 586.5 | 561.4 | 371.6 | 380.0 | 410.5 |
| Junio | 595.8 | 540.2 | 375.6 | 369.8 | |
| Julio | 588.6 | 521.8 | 396.7 | 383.5 | |
| Agosto | 557.0 | 493.0 | 417.1 | 369.6 | |
| Septiembre | 568.3 | 437.1 | 422.5 | 354.0 | |
| Octubre | 571.7 | 433.5 | 425.5 | 362.8 | |
| Noviembre | 574.3 | 422.2 | 407.6 | 364.0 | |
| Diciembre | 575.9 | 426.0 | 408.0 | 360.4 | |

Fuente: Odepa con información de bolsas, Reuters y Mercado de Liniers.

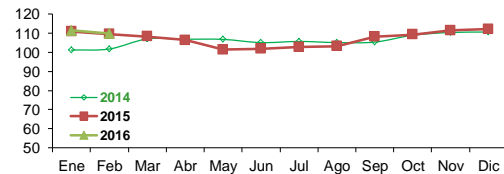
Elaboración: MINAGRI - Dirección General de Evaluación y Seguimiento de Políticas.

V INFORMACION MENSUAL DE PRECIOS EN LA APAMSA 3/

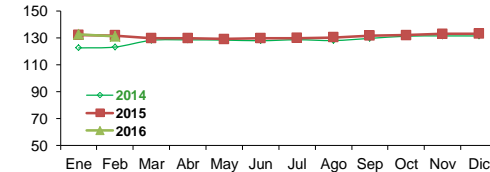
Precio del Arroz Corriente en la APAMSA (S/ x Saco de 49 kilos)



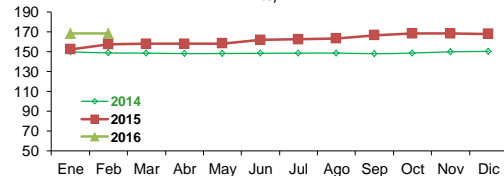
Precio del Arroz Superior en en la APAMSA (S/ x Saco de 49 kilos)



Precio del Arroz Extra en en la APAMSA (S/ x Saco de 50 kilos)



Precio del Arroz Importado de Uruguay en la APAMSA (S/ x Saco de 50 kilos)



Not:

1/ Fuente: ODEPA

2/ Superintendencia Nacional de Administración Tributaria SUNAT

3/ Fuente: Asociación de Productores Agrícolas Mercado Santa Anita

Elaboración: DEA- Área de Comercialización