



Lima 26 de abril del 2018

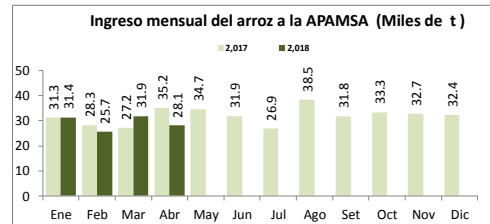
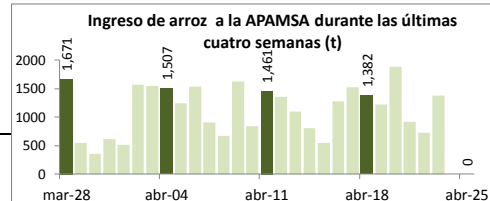
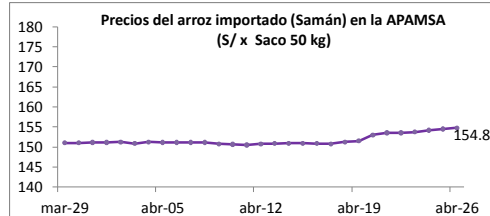
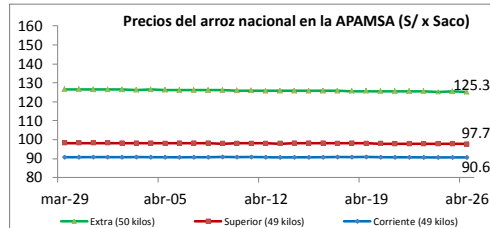
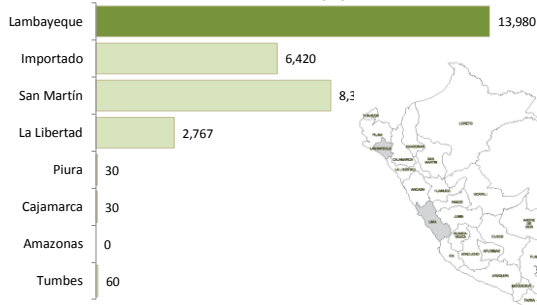
I ASOCIACIÓN DE PRODUCTORES AGRÍCOLAS MERCADO DE SANTA ANITA (APAMSA) - LIMA



Precios del arroz según calidad (\$/ por Unidad de medida)

| | Precio Promedio Últ 7 días | P R E C I O S | | | Var. (%) |
|---------------------------|----------------------------|---------------|--------|--------|----------|
| | | mar-24 | mié-25 | jue-26 | |
| Arroz nacional | | | | | |
| Corriente (49 kilos) | 90.7 | 90.6 | 90.7 | 90.6 | 0.0% |
| Superior (49 kilos) | 97.9 | 97.8 | 97.8 | 97.7 | -0.1% |
| Sup.Despuntado (49 kilos) | 110.7 | 110.6 | 110.6 | 110.8 | 0.1% |
| Extra (50 kilos) | 125.5 | 125.3 | 125.4 | 125.3 | -0.1% |
| Arroz de Uruguay | | | | | |
| Samán (50 kilos) | 153.4 | 154.1 | 154.5 | 154.8 | 0.2% |

Ingreso de arroz a la APAMSA, según procedencia, últimos 30 días (t)



II PRECIOS DEL ARROZ EN LA REGIÓN LAMBAYEQUE

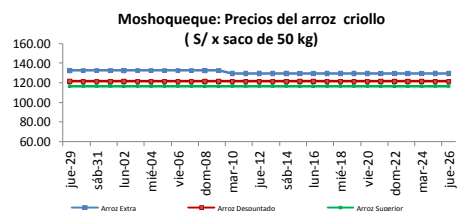
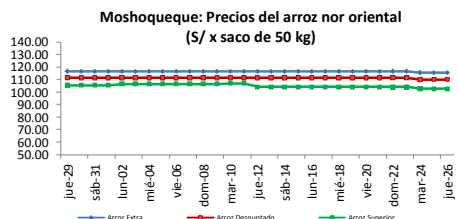
PRECIO DEL ARROZ EN EL MERCADO DE MOSHOQUEQUE

| | Últimos 7 días | | P R E C I O S | | | |
|--------------------------------|----------------|---------------|---------------|--------|--------|-----------|
| | Precio Máximo | Precio Mínimo | miércoles-25 | Mínimo | Máximo | jueves-26 |
| Arroz nor oriental | | | | | | |
| Extra (50 kilos) | 118.0 | 114.0 | 114.0 | 117.0 | 114.0 | 117.0 |
| Despuntado (50 kilos) | 113.0 | 108.0 | 108.0 | 112.0 | 108.0 | 112.0 |
| Superior (50 kilos) | 105.0 | 100.0 | 100.0 | 105.0 | 100.0 | 105.0 |
| Arroz criollo o norteño | | | | | | |
| Extra (50 kilos) | 132.0 | 127.0 | 127.0 | 132.0 | 127.0 | 132.0 |
| Despuntado (50 kilos) | 123.0 | 120.0 | 120.0 | 123.0 | 120.0 | 123.0 |
| Superior (50 kilos) | 118.0 | 115.0 | 115.0 | 118.0 | 115.0 | 118.0 |

| | Precio Promedio Últ. 7 días | P R E C I O S | | | Variación (%) |
|-------------------------------|-----------------------------|---------------|--------|--------|---------------|
| | | mar-24 | mié-25 | jue-26 | |
| De origen nor oriental | | | | | |
| Extra (50 kilos) | 115.5 | 115.5 | 115.5 | 0.0% | |
| Despuntado (50 kilos) | 110.0 | 110.0 | 110.0 | 0.0% | |
| Superior (50 kilos) | 102.5 | 102.5 | 102.5 | 0.0% | |
| Criollo o norteño | | | | | |
| Extra (50 kilos) | 129.5 | 129.5 | 129.5 | 0.0% | |
| Despuntado (50 kilos) | 121.5 | 121.5 | 121.5 | 0.0% | |
| Superior (50 kilos) | 116.5 | 116.5 | 116.5 | 0.0% | |

PRECIO DEL ARROZ EN MOLINOS

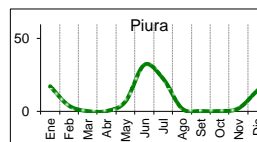
| | Últimos 7 días | | P R E C I O S | | | |
|--------------------------------|----------------|---------------|---------------|--------|--------|-----------|
| | Precio Máximo | Precio Mínimo | miércoles-25 | Mínimo | Máximo | jueves-26 |
| Arroz nor oriental | | | | | | |
| Extra (50 kilos) | 113.0 | 109.0 | 109.0 | 112.0 | 109.0 | 112.0 |
| Despuntado (50 kilos) | 108.0 | 103.0 | 103.0 | 107.0 | 103.0 | 107.0 |
| Superior (50 kilos) | 100.0 | 95.0 | 95.0 | 100.0 | 95.0 | 100.0 |
| Arroz criollo o norteño | | | | | | |
| Extra (50 kilos) | 125.0 | 120.0 | 120.0 | 125.0 | 120.0 | 125.0 |
| Despuntado (50 kilos) | 118.0 | 115.0 | 115.0 | 118.0 | 115.0 | 118.0 |
| Superior (50 kilos) | 113.0 | 105.0 | 105.0 | 110.0 | 105.0 | 110.0 |



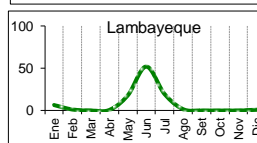
III PRECIOS REFERENCIALES DE ARROZ EN PRINCIPALES ZONAS PRODUCTORAS DEL PAÍS

Calendario de Cosechas (%)

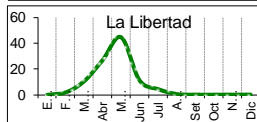
| | PILADO EN MOLINO (Soles) | | | | | |
|----------------------|---------------------------|-------|------------|-------|----------|-------|
| | Extra | | Despuntado | | Superior | |
| | Min | Máx | Min | Máx | Min | Máx |
| LAMBAYEQUE | Saco de 50 kg. | | | | | |
| Nor Oriental | 109.0 | 112.0 | 103.0 | 107.0 | 95.0 | 100.0 |
| Norteño (Lambayeque) | 120.0 | 125.0 | 115.0 | 118.0 | 105.0 | 110.0 |



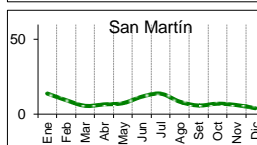
| | PILADO EN MOLINO (Soles) | | | | | |
|-------------------|--------------------------|-------|----------|------|-----------|------|
| | Extra | | Superior | | Corriente | |
| | Min | Máx | Min | Máx | Min | Máx |
| SAN MARTÍN | Saco de 50 kg. | | | | | |
| Rioja | 95.0 | 105.0 | 83.0 | 90.0 | 75.0 | 80.0 |
| Moyobamba | ... | ... | 78.0 | 83.0 | 72.0 | 75.0 |
| Bellavista | 96.0 | 97.0 | 90.0 | 95.0 | 80.0 | 82.0 |
| Tocache | 100.0 | 105.0 | 85.0 | 90.0 | 75.0 | 80.0 |
| San Martín | 100.0 | 102.0 | 93.0 | 95.0 | 69.0 | 73.0 |
| Picota | ... | ... | 85.0 | 90.0 | 80.0 | 84.0 |



| | Saco de 50 kg. | | Saco de 50 kg. | | Saco de 50 kg. | |
|--------------------------|----------------------|--|----------------|--|----------------|--|
| | CAJAMARCA | | | | | |
| | Jaén (Variedad Moro) | | | | | |
| Jaén (Variedad Capirona) | | | | | | |

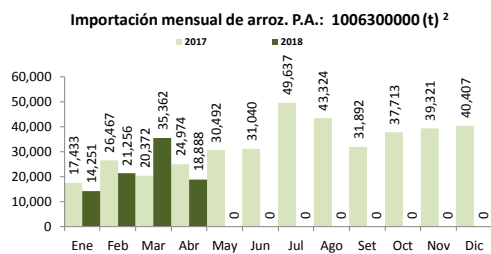


| | Saco de 50 kg. | | Saco de 49 kg. | | Saco de 49 kg. | |
|----------------------|--------------------|--|----------------|--|----------------|--|
| | LA LIBERTAD | | | | | |
| | Chepén | | | | | |
| Pacasmayo /Guadalupe | | | | | | |
| Gran Chimú | | | | | | |

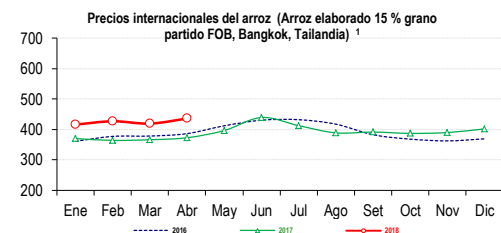
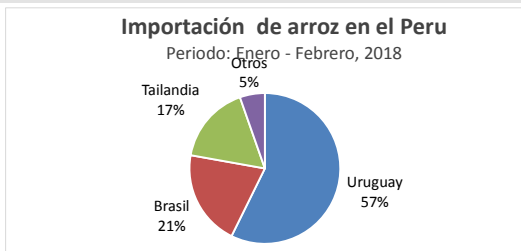


... Sin información

IV COMERCIO INTERNACIONAL



* La información de importaciones es preliminar, puede ser reajustada

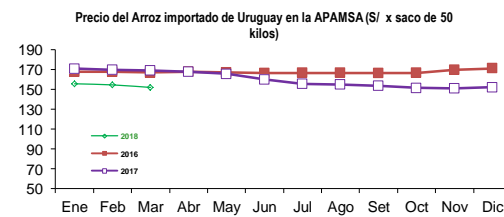
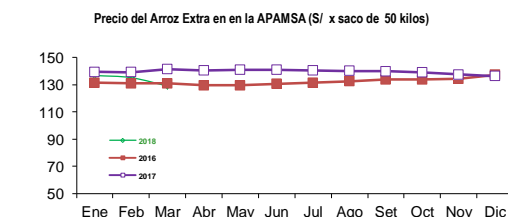
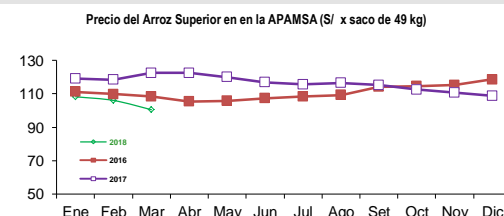
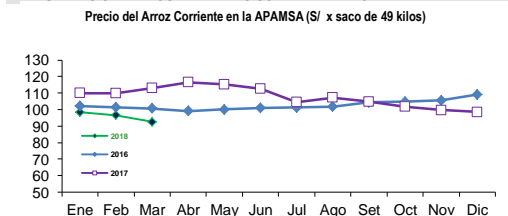


Precios internac. del arroz (Arroz elaborado, 15 % grano partido FOB, Bangkok, Tailandia)

| | 2014 | 2015 | 2016 | 2017 | 2018 |
|-----------|-------|-------|-------|-------|-------|
| Enero | 416.5 | 408.8 | 361.4 | 370.0 | 416.2 |
| Febrero | 423.0 | 410.8 | 377.3 | 364.1 | 427.1 |
| Marzo | 404.7 | 401.1 | 378.4 | 366.2 | 419.3 |
| Abril | 374.7 | 392.4 | 386.4 | 372.9 | 436.4 |
| Mayo | 371.6 | 380.0 | 412.2 | 396.6 | |
| Junio | 375.6 | 369.8 | 430.5 | 439.6 | |
| Julio | 396.7 | 383.5 | 432.2 | 412.7 | |
| Agosto | 417.1 | 369.6 | 417.5 | 388.9 | |
| Setiembre | 422.5 | 354.0 | 382.7 | 391.5 | |
| Octubre | 425.5 | 362.8 | 368.2 | 387.2 | |
| Noviembre | 407.6 | 364.0 | 362.5 | 389.9 | |
| Diciembre | 408.0 | 360.4 | 369.3 | 402.0 | |

Fuente: Odepa con información de bolsas, Reuters y Mercado de Liniers. Elaboración: MINAGRI - Dirección General de Evaluación y Seguimiento de Políticas.

V INFORMACIÓN MENSUAL DE PRECIOS EN LA APAMSA ³



Not:

¹ Fuente: ODEPA

² Superintendencia Nacional de Administración Tributaria SUNAT

³ Fuente: Asociación de Productores Agrícolas Mercado Santa Anita

Elaboración: DEA- Área de Comercialización

CONSULTA PRECIOS DESDE TU CELULAR
MARCA *343# desde tu Movistar

EL DATERO AGRARIO
Información de precios al alcance de tus manos!

DESCARGA LOS APPLICATIVOS DEL:
Play Store

SIEA
Sistema Integrado de Estadísticas Agrarias
Visita nuestro portal:
siea.minagri.gob.pe